



Domain and Range

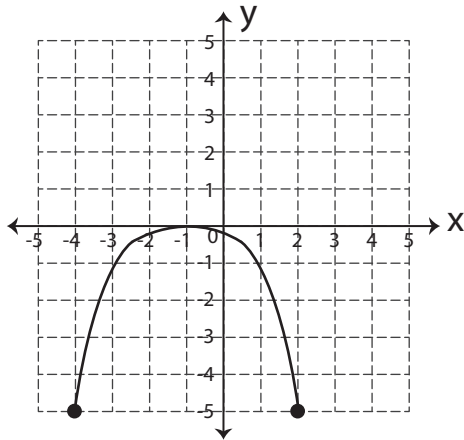
Name _____

Score _____

DR:09

Find the domain and range of each graph.

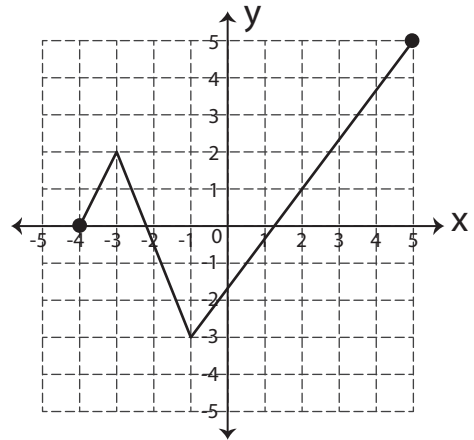
1)



Domain = _____

Range = _____

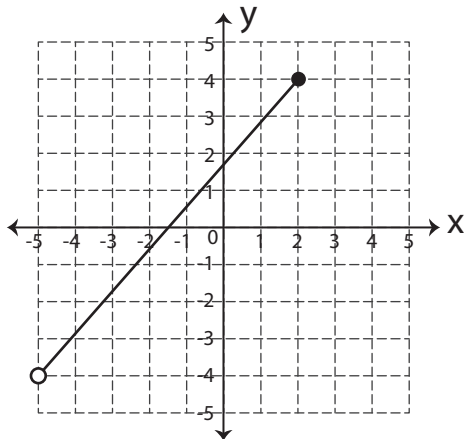
2)



Domain = _____

Range = _____

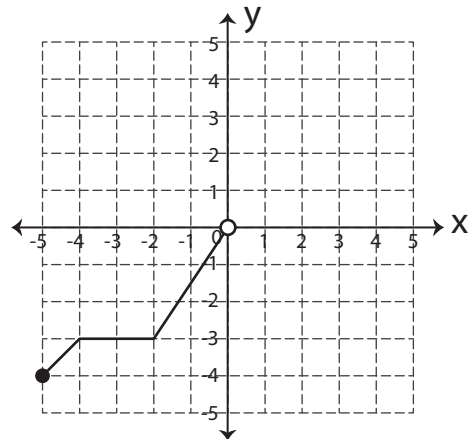
3)



Domain = _____

Range = _____

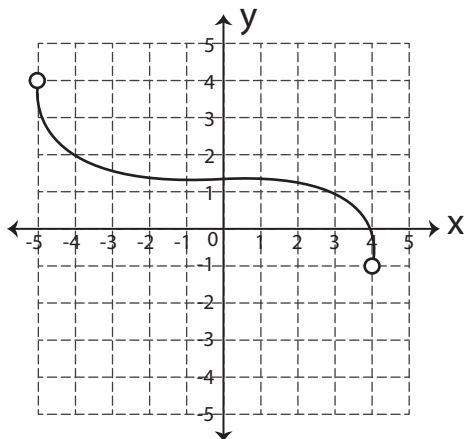
4)



Domain = _____

Range = _____

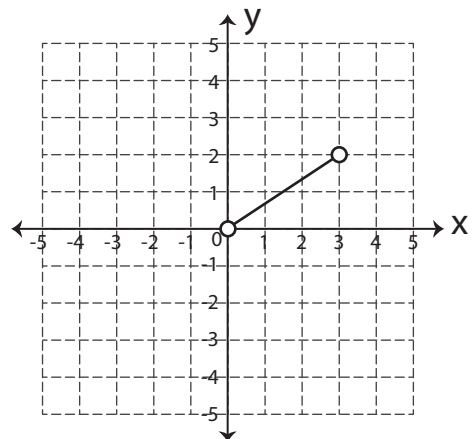
5)



Domain = _____

Range = _____

6)



Domain = _____

Range = _____



Domain and Range

Name _____

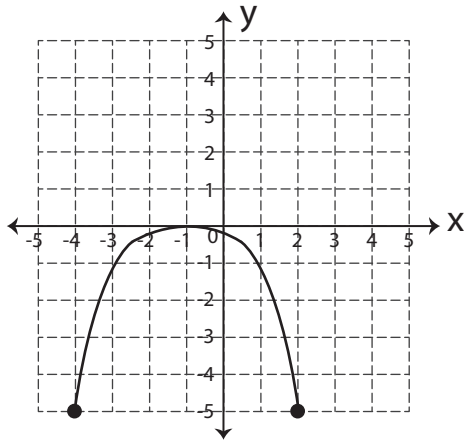
Score _____

Answer key

DR:09

Find the domain and range of each graph.

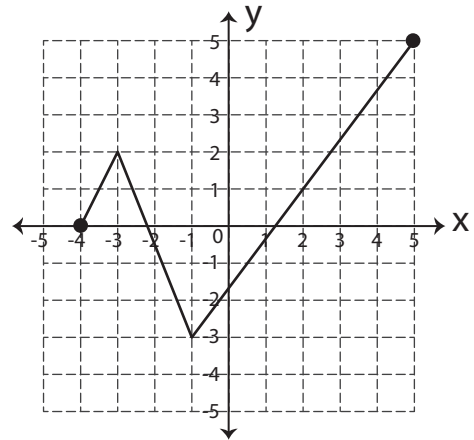
1)



Domain = **$-4 \leq x \leq 2$**

Range = **$-5 \leq y \leq 0$**

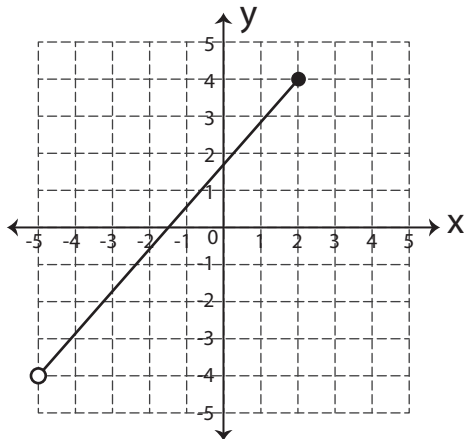
2)



Domain = **$-4 \leq x \leq 5$**

Range = **$-3 \leq y \leq 5$**

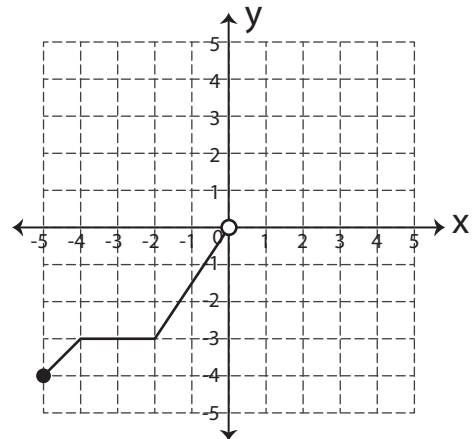
3)



Domain = **$-5 < x \leq 2$**

Range = **$-4 < y \leq 4$**

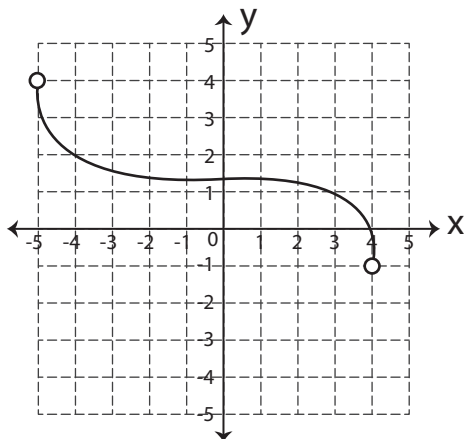
4)



Domain = **$-5 \leq x < 0$**

Range = **$-4 \leq y < 0$**

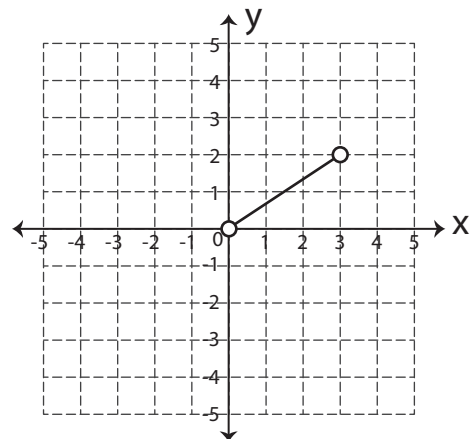
5)



Domain = **$-5 < x < 4$**

Range = **$-1 < y < 4$**

6)



Domain = **$0 < x < 3$**

Range = **$0 < y < 2$**