



Domain and Range

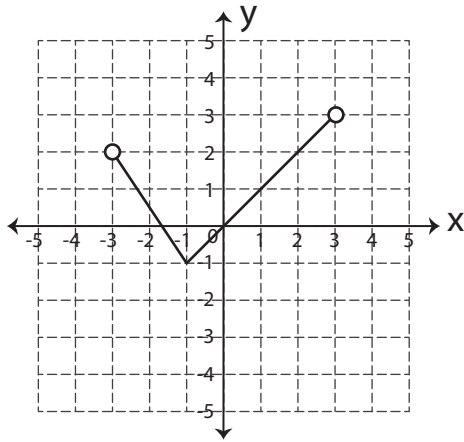
Name _____

Score _____

DR:07

Find the domain and range of each graph.

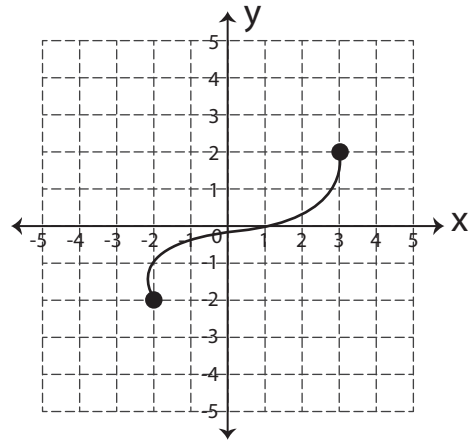
1)



Domain = _____

Range = _____

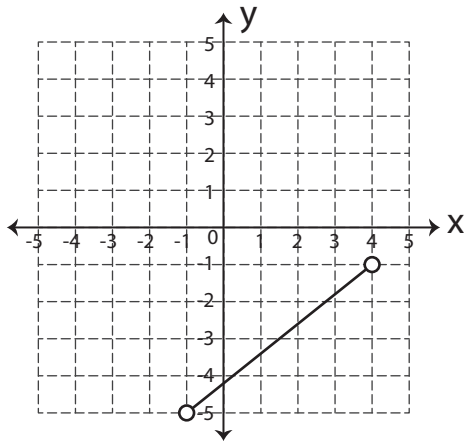
2)



Domain = _____

Range = _____

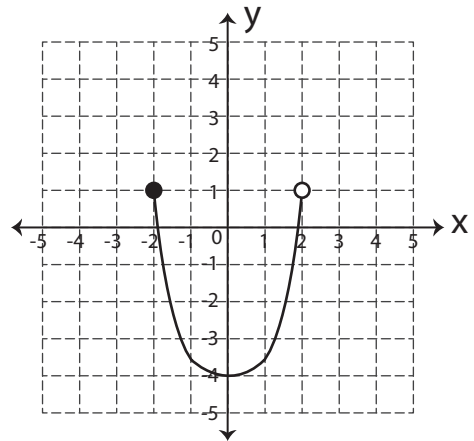
3)



Domain = _____

Range = _____

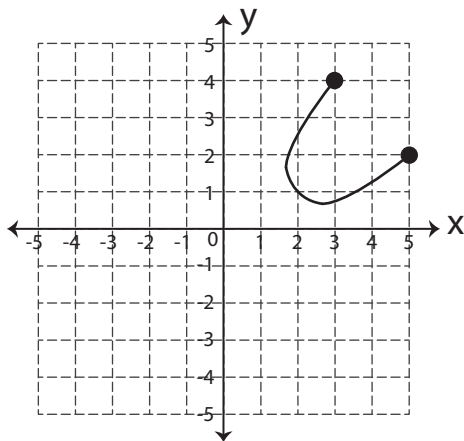
4)



Domain = _____

Range = _____

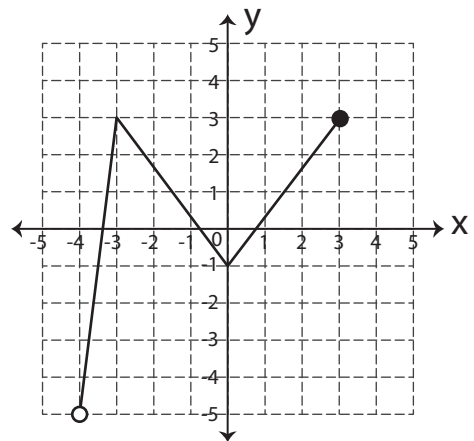
5)



Domain = _____

Range = _____

6)



Domain = _____

Range = _____



Domain and Range

Name _____

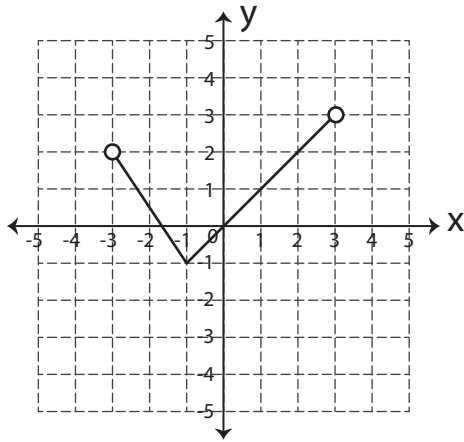
Score _____

Answer key

DR:07

Find the domain and range of each graph.

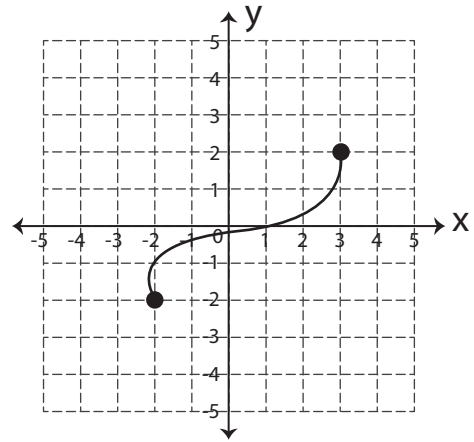
1)



Domain = **$-3 < x < 3$**

Range = **$-1 \leq y < 3$**

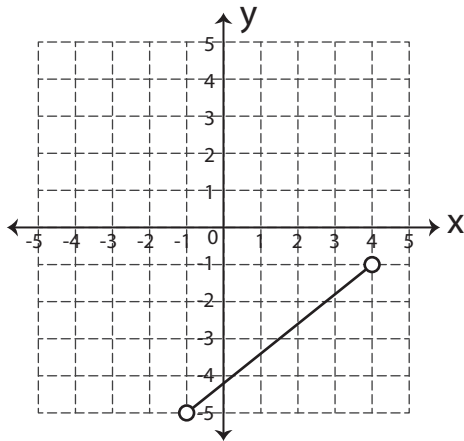
2)



Domain = **$-2 \leq x \leq 3$**

Range = **$-2 \leq y \leq 2$**

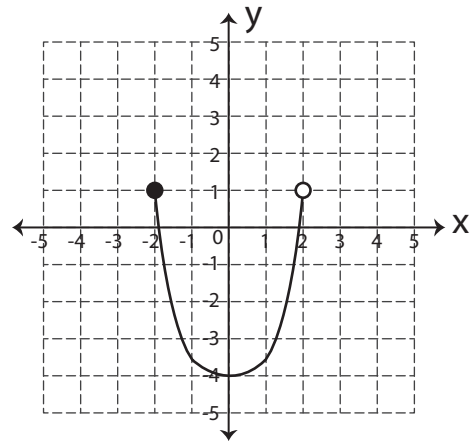
3)



Domain = **$-1 < x < 4$**

Range = **$-5 < y < -1$**

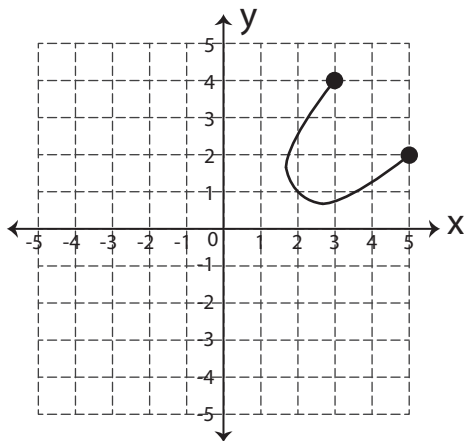
4)



Domain = **$-2 \leq x < 2$**

Range = **$-4 \leq y < 1$**

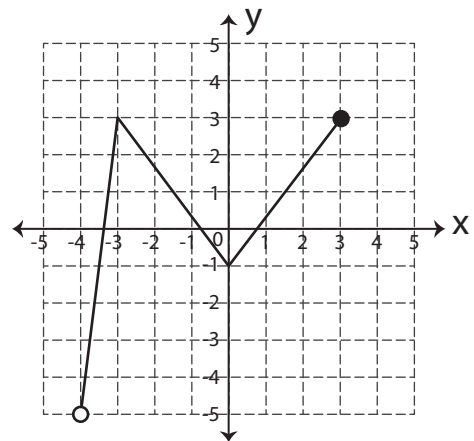
5)



Domain = **$2 \leq x \leq 5$**

Range = **$1 \leq y \leq 4$**

6)



Domain = **$-4 < x \leq 4$**

Range = **$-5 < y \leq 3$**