



Graphing a Line

Name _____

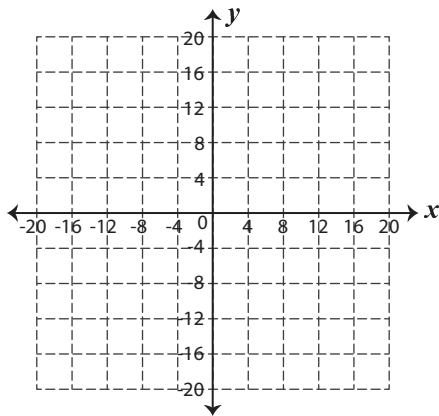
Score _____

GL:02

Plot the given points in a graph and draw a line through it.

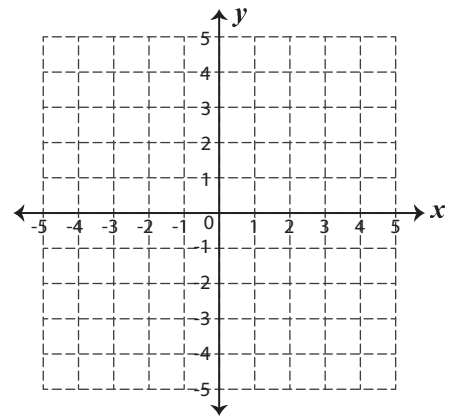
1)

x	-16	-8	0	8	16
y	16	8	0	-8	-16



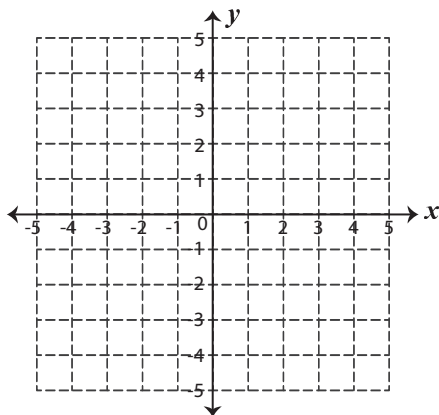
2)

x	-3	-1	1	3	5
y	-4	-2	0	2	4



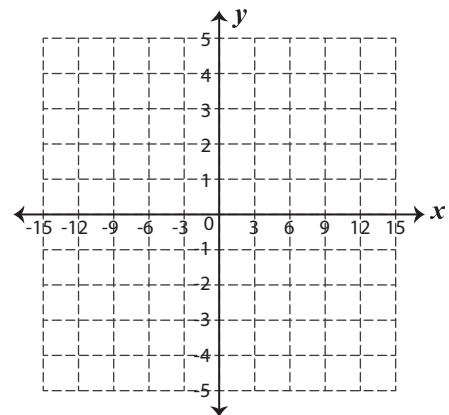
3)

x	-3	-2	-1	0	1
y	-4	-2	0	2	4



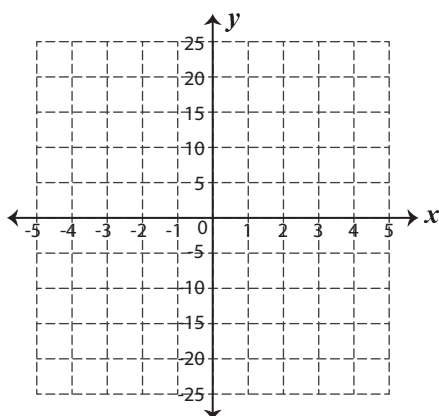
4)

x	-12	-6	0	6	12
y	0	-1	-2	-3	-4



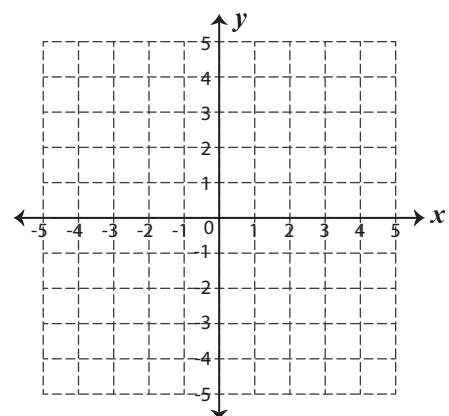
5)

x	0	1	2	3	4
y	25	15	5	-5	-15



6)

x	-4	-3	-2	-1	0
y	-4	-3	-2	-1	0





Graphing a Line

Name _____

Score _____

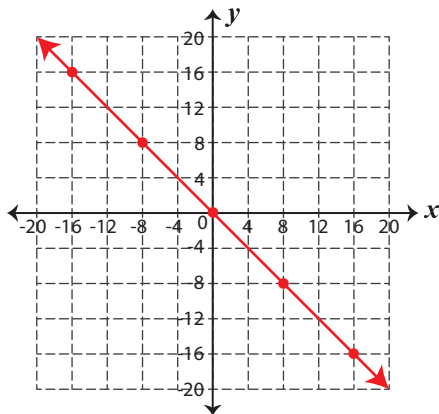
Answer key

GL:02

Plot the given points in a graph and draw a line through it.

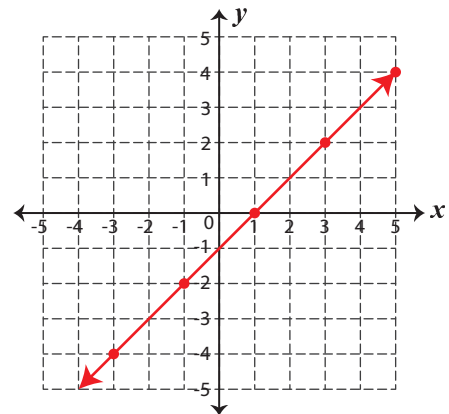
1)

x	-16	-8	0	8	16
y	16	8	0	-8	-16



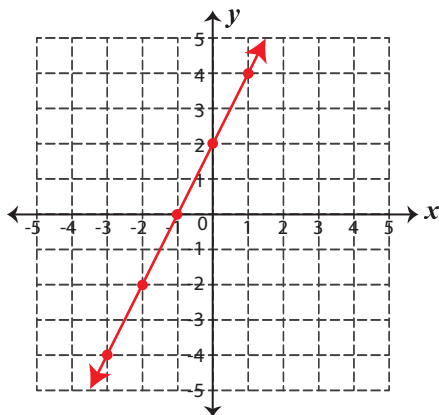
2)

x	-3	-1	1	3	5
y	-4	-2	0	2	4



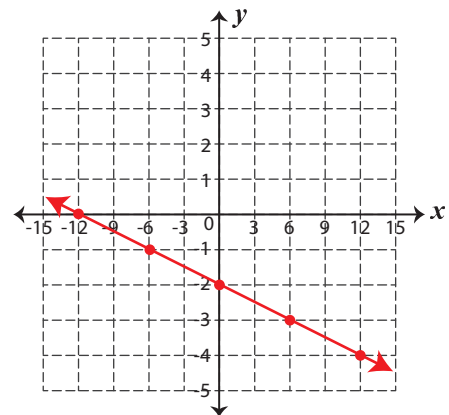
3)

x	-3	-2	-1	0	1
y	-4	-2	0	2	4



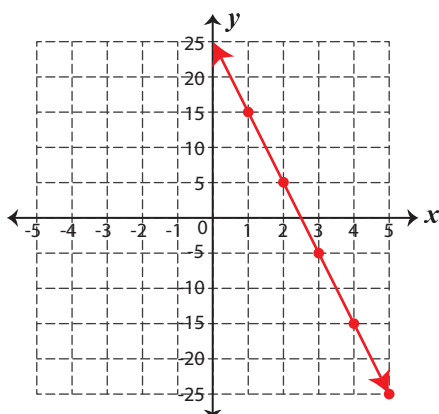
4)

x	-12	-6	0	6	12
y	0	-1	-2	-3	-4



5)

x	0	1	2	3	4
y	25	15	5	-5	-15



6)

x	-4	-3	-2	-1	0
y	-4	-3	-2	-1	0

